

Classic Series XX-Wide

KRA2423
with Colour Trim



Optional
Stainless
Steel Top
KRSST2418

Optional
Tool Set

DRAWERS
17
MOD CAPACITY
61

White/Red
KRA2423PUPBO
Excluding Steel Top & Tools (Top: KRSST2418)



White/Titanium
KRA2423PDCFGY



Red/Titanium
KRA2423PBOFGY



Black/Orange
KRA2423PCPKJ



Black/Green
KRA2423PCPJJ

**Snap-on Doesn't
Cut Corners...
It Reinforces Them.**



Drawer pulls are 19mm deep for better leverage. Rolled edges for strength and safety.



Welded lock tabs on back of drawer add security and durability.



Reinforced panel engineering keeps the box strong & straight for the lifetime of the cabinet.



Casters are secured with weld nuts for superior strength and longevity.



Double-wall design for superior strength and longevity.

KRA2496



Optional
Hardwood
Top
KRWT2418

Optional
Tool Set

Black
KRA2496PC
Excluding Hardwood Top & Tools (Top: KRWT2418)

DRAWERS
12 + Side Cabinet
MOD CAPACITY
48


XX and X-Wide Colours Stocked

- | | |
|-----------------------|-----|
| ○ White / Silver Trim | PU |
| ● Red | PBO |
| ● Gloss Black | PC |
| ○ White / Black Trim | PDC |

Other Colours Available

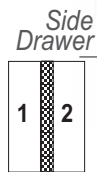
- | | |
|-------------------|-----|
| ● Electric Orange | PJK |
| ● Flat Black | POT |
| ● Royal Blue | PCM |
| ● Midnight Blue | PDG |
| ● Extreme Green | PJJ |

X-Wide Drawer

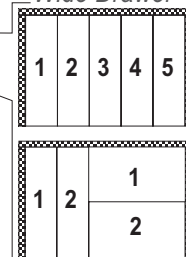


OR

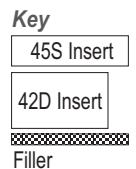
OR



Wide Drawer



OR



**Classic Series Modular Set
Drawer Layout (XX and X-Wide)**



Classic Series X-Wide

KRA2422
with Colour Trim



DRAWERS MOD CAPACITY
10 47

KRA2422



DRAWERS MOD CAPACITY
10 47

How Snap-on Tool Storage is Made?

View video @ www.snapon.co.za/him-ts



Quality has a name - Snap-on...



Patented Lock 'n Roll retainers keep drawers from drifting open



High-Security Tubular Locks



Drawers can be fully extended to provide easy access & maximum tool visibility



Double wall construction with full-height welded inner wall and "z" stiffeners to keep the box square and true over a lifetime of use and abuse.

for Roll Cabinet Proportions visit our website www.snapon.co.za

XX and X-Wide

Colours Stocked

Other Colours Available





KRA2212 Wide

Heritage Series

Optional Hardwood Top
KRW4800B

Optional Tool Set



Black Chassis
KRA2212AKPCR



Red Chassis
KRA2212AKB



Special Edition

green&gold
KRA2212AKPRB



Black
KRA2212AKPC



Red
KRA2212AK

DRAWERS	MOD. CAPACITY
12	30

KRA2107 Wide



Gloss Black
KRA2107BKPC



Red
KRA2107BK



Black Chassis
KRA2107BKPCR



Special Edition

White/Red Trim
KRA2107BKFT



Red Chassis
KRA2107BKB

DRAWERS	MOD. CAPACITY
7	31

KRA2007 Standard



Optional Hardwood Top
KRW4008

Optional Tool Set



Black
KRA2007KPC



Red Chassis
KRA2007KB



Black Chassis
KRA2007KPCR

DRAWERS	MOD. CAPACITY
7	21

Red
KRA2007K



KRB13008 Standard with Side Cabinet



Textured Blue
KRB13008KPRB



Textured Red
KRB13008KPRR

DRAWERS	MOD. CAPACITY
8	21

+ Side Cabinet



Textured Black
KRB2006KPV



KRB2006 Standard

DRAWERS	MOD. CAPACITY
6	18

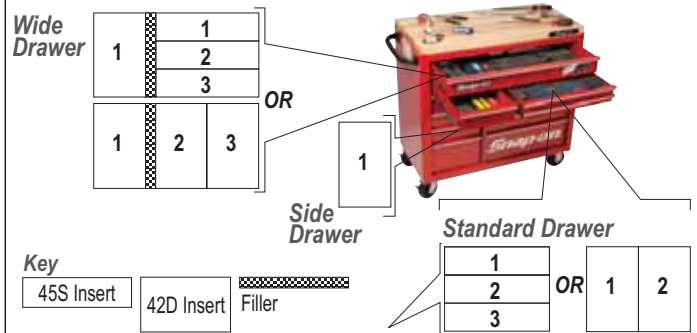


Textured Red
KRB2006KPRR



Textured Blue
KRB2006KPQP

Heritage Series Modular Set Drawer Layout



Tool Storage

Top Chests & Roll Carts

KRA2208

8 Drawer Wide Classic Red
KRA2208AK

Dimensions (mm):
Height - 493
Depth - 503
Width - 1,016

Fits flush on top of KRA2212 and KRA2107 Series Roll Cabinets



Special Edition



Green & Gold
KRA2208AKPRB



Gloss Black
KRA2208AKPC



Red Chassis (Black Drawers)
KRA2208AKB



Black Chassis (Red Drawers)
KRA2208AKPCR

DRAWERS 8
MOD CAPACITY 22

Heritage Series Wide

KRA2104

4 Drawer Wide Classic Red
KRA2104AK



Gloss Black
KRA2104AKPC



Red Chassis (Black Drawers)
KRA2104AKB



Black Chassis (Red Drawers)
KRA2104AKPCR

DRAWERS 4
MOD CAPACITY 22

Special Edition

White/Red Trim
KRA2104AKPFT

KRA148004



Gloss Black
KRA148004KPC

Classic Red
KRA148004K



Red Chassis (Black Drawers)
KRA148004KB



Black Chassis (Red Drawers)
KRA148004KPCR

DRAWERS 4
MOD CAPACITY 12

Fits flush on top of Snap-on KRA2007 "Heritage" Roll Cabinets

Dimensions (mm):
Height - 400
Depth - 500
Width - 660

Snapon Hardwood Top
KRWT4008



Fits flush on top of Top Chest illustrated

Heritage Series Standard

KRB148004



Textured Black
KRB148004KPV

Fits flush on top of Blue-Point KRB2006 Series Roll Cabinets



DRAWERS 4
MOD CAPACITY 12



Textured Red
KRB148004KPRR



Textured Blue
KRB148004KPQP

Roll Carts



Snap-on
Welding Cart
KRBC60T

Overall Dimensions (mm):
Height - 940
Depth - 640
Width - 1,260
Overall Load Capacity - 450kg



Blue-Point
Roll Cart
KRBC3TD

Dimensions (mm)
Height - 920
Depth - 452
Width - 813
Load Capacity - 136kg

Also available in Royal Blue KRBC3TDPCM



Blue-Point
Roll Cart
KRBC2TC

Dimensions (mm):
Height - 920
Depth - 452
Width - 813
Load Capacity - 136kg



Epic Series

KEXN725A1PES



Tool Utility Vehicle

KRLP1022APBO



Master Series

KRL1023C



KRL722BPAW KRL1056CPJK

Snapfin

CREDIT PURCHASE OPTION
from 6 to 36 months

Available to Individuals and Businesses
Terms & Conditions Apply


National Credit Regulator Registration Number NCRCP606



Tool Storage

Portable Solutions & Accessories

Lightweight Aluminium 3 Tier Cantilever
BLP1281.BLT



With removable centre tray

Durable Plastic Cantilever with Removable Top Tray
YA483



Dimensions (mm):
Height - 228; Depth - 196; Width - 514

Snap-on®
4 Drawer Heavy Duty Road Chests
KRA6210FPBO

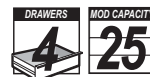
External Dimensions (mm):
Height - 572
Depth - 607
Width - 607
Net weight - 93kg



with **ISO Frame Road Chest**

KRA6200FPBO

External Dimensions with ISO frame (mm):
Height - 764; Depth - 711
Width - 1,011; Net Weight - 105kg



Snap-on®
5 Drawer Parts Cabinet
KRP5CAB

Storage Drawer for KRPCAB
KRP5CPB



Robust HPX® Polymer Airline Carry-on Case with Wheels
(Excludes tools)



- Automatic Pressure Equalization Valve
- Watertight, crushproof, and dust proof
- Retractable extension handle
- Strong polyurethane wheels with stainless steel bearings



Snap-on®
All Weather 7 Drawer Tool Chest

Available in 5 colours
Green
KMC18043NGR

Colours Available for **KMC18043N** and **KMC18062N**

- Suffix
- Orange OR
 - Black BK
 - Tan TN
 - Red RD
 - Green GR

Dimensions closed (mm):
Height - 457
Depth - 302
Width - 538

Tool Bags

Snap-on®
Tool Bag
CTTOTEA



Snap-on®
Tool Bag with Parts Tray
TB20A



Snap-on®
Mini Power Tool Tote Bag
CTUTOTE



Magnetic Trays

MRB10A
241mm x 139mm

MRB15A
295mm x 273mm



Snap-on®
Magnetic Trays 5 Colour pack
MRPB10MP5
239mm x 140mm x 28mm



Snap-on®
Seat Creeper with Drawer
JCW80R

Other Accessories

Snap-on®
Step Stool/Seat
KASS13



Height: 330
Width: 558
Depth: 381

Under Bonnet Service Tray
BLPUHST
Max Load Capacity: 34kg
Matt Black
BLPUHSTPC



Magnetic Bar Tool Holder
YA209




609mm length

Spanner Organizers
KRA15A
609mm long plastic organizers



Supplied as a pair

KRA22A for Larger Spanners



Lock-A-Socket Tray
BPTRYLAS
Accommodates
1/4, 3/8 & 1/2" Sockets



Soft Grip Red Spanner Organizer
YA381SG15
Holds 15 Spanners



Magnetic Red Spanner Organizer
WRM15
Holds 15 Spanners



Snap-on KMC Series

All-Weather Portable Tool Chest

*More than a Box,
it's a Tool Transport
Vehicle...*



*Because the job doesn't
always come to you.*

**If your work takes you and your tools out of
the workshop, this is the tool chest to take.**

- Completely dust and water-proof, so you can rest assured that you'll get your tools back safely.
- Protects contents when completely submerged in up to a meter of water, and will float.
- Extra-wide side handles, three-position trolley handle, generous wheelbase and fully enclosed ball bearing rubber tyres allow for balanced transportation across the most rugged terrain.
- Lid can be used as a seat when opened.
- Heavy-duty exterior rib design makes stacking multiple chests easy, and extends the life of the chest.
- Super tough stainless steel clip and latch adds security.

View video @ www.snapon.co.za/kmctoolchest

Colours & Drawer options available



Green
KMC18043NGR
(7 Drawer)
KMC18062NGR
(8 Drawer)



Red
KMC18043NRD
(7 Drawer)
KMC18062NRD
(8 Drawer)



Black
KMC18043NBK
(7 Drawer)
KMC18062NBK
(8 Drawer)



Orange
KMC18043NOR
(7 Drawer)
KMC18062NOR
(8 Drawer)



Tan
KMC18043NTN
(7 Drawer)
KMC18062NTN
(8 Drawer)

Customised Tool Sets:

In Visual Tool Control Foam



*Allow us to
assemble a set
of tools to meet
your specific
needs...*

*Then let us work with
you to fit your
Tool Set into **Foam
Control Inserts** to fit
the appropriate Tool
Storage Unit.*



Benefits of Tool Control

- **Visual Tool Control (Colour Contrast)**
Tool check done in seconds
- **Increased Productivity**
The right tool found quickly
- **Accountability**
Missing tools identified easily
- **Reduced Tool Loss**
Tools not left in vehicles / machinery
- **Avoid Foreign Object Damage (FOD)**
Damage caused by tools to customer vehicles / machinery
- **Professional Presentation**
Well laid out set creates a good impression of the technician and company
- **Standardisation of Tool Kits**
Company standards maintained
- **Customised Tool Control Solutions**
Tool control can be manufactured to customer specific requirements
- **Reduced Tool Damage**
Tool on tool contact avoided
- **Non-abrasive Tool Holder**
Non-abrasive foam versus plastic / metal tool holders

